

Application

Model MBD-15 is a manual balancing damper designed to regulate the flow of air in a HVAC system. They are not intended to be used in applications as a positive shut off or for automatic control. The design incorporates heavy gauge galvanized steel construction for durability and longevity. MBD-15 meets SMACNA's recommended construction requirements for manual balancing dampers.

Ratings

Pressure	Up to 4 in. wg (1kPa) - pressure differential
Velocity	Up to 2000 fpm (10.2 m/s)
Temperature	Up to 180°F (82°C)

Construction

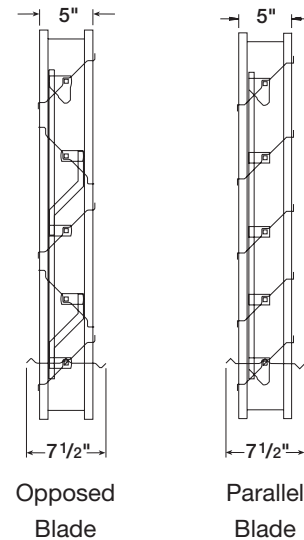
	Standard	Optional
Frame Material	Galvanized Steel	-
Frame Thickness	16 ga. (1.5mm)	-
Frame Type	5 in. x 1 in. (127mm x 25mm) hat channel	-
Blade Material	Galvanized Steel	-
Blade Thickness	16 ga. (1.5mm)	-
Blade Type	3V	-
Blade Operation	Opposed	Parallel
Axle Bearings	Synthetic (acetal) Sleeve	-
Linkage Material	Plated Steel	-
Operator	½ in. (13mm) locking manual quadrant with 1½ in. (38mm) standoff bracket for external insulation	-
Extension Pin	½ in. (13mm) Diagonal glass reinforced polymer extends 3½ in. (89mm) beyond frame	½ in. (38mm) steel extension pin

Options

- 2 in. (51mm) stand off bracket
- Galvanized steel sleeves
- Flanges



*W & H dimension furnished approximately ¼ in. (6mm) undersize.



Size Limitations

W x H	Minimum Size*	Maximum Size	
		Single Section	Multiple Section
Inches	6 x 6	48 x 60	96 x 96
mm	152 x 152	1219 x 1524	2438 x 2438


* Note: If the height is less than 9 in. (228mm) or less, the damper will have one blade.

Document Links

[Installation Instructions](#)



[Venco Product Catalog](#)

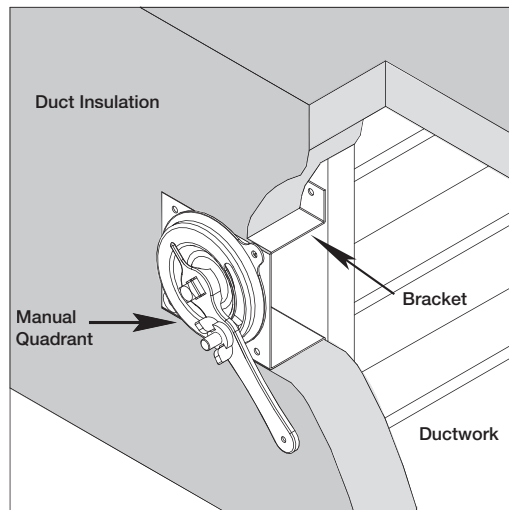


[Warranty](#)



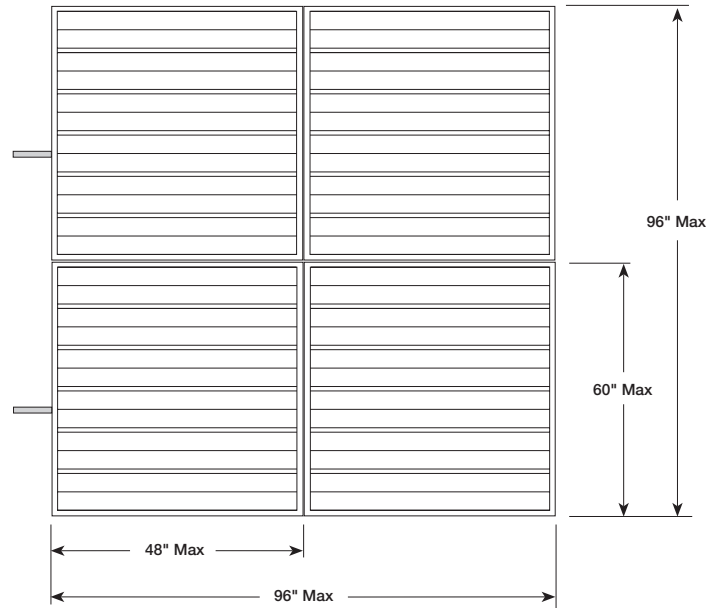
Stand-off Bracket

1½ in. (38mm) standoff bracket is standard. It is used to extend the manual quadrant away from the ductwork to accommodate external insulation.



Maximum Size

Dampers over 48 in. (1219mm) wide and/or 60 in. (1524mm) high are shipped as 2 equal sections (requiring field assembly).
For dampers larger than 96 in. W x 96 in. H (2438mm x 2438mm), use Greenheck model VCD-20 series.



Performance Data

Maximum recommended system pressure and velocity ratings are conservative to prevent misapplication. Dampers are structurally capable of withstanding higher limits, however it is recommended that Greenheck be contacted for an engineering evaluation before exceeding these limits.

Temperature: Applications above 180°F (82°C) may require special considerations.

Damper Width in. (mm)	Maximum System Pressure in. wg (kPa)	Maximum System Velocity fpm (m/s)
48 (1219)	2 (.5)	2000 (10.2)
36 (914)	2.5 (.63)	
24 (610)	3 (.75)	
12 (305)	4 (1)	